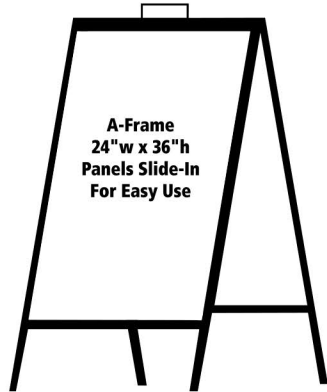


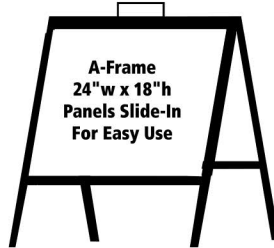
**A-FRAME SIGN FRAMES**



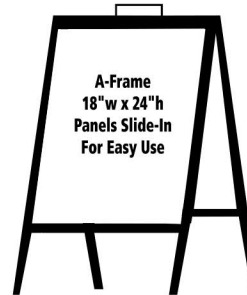
**Plasticade  
A-Frame  
24"w x 36"h**



**A-Frame  
24"w x 36"h  
Panels Slide-In  
For Easy Use**




**A-Frame  
24"w x 18"h  
Panels Slide-In  
For Easy Use**



**A-Frame  
18"w x 24"h  
Panels Slide-In  
For Easy Use**

**CORO STAKES - STAKES FOR CORRUGATED PLASTIC SIGNS**

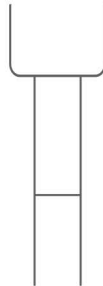
**Wire Step Stake  
Galvanized  
10" x 30"**



**Heavy Stake  
Black  
10" x 30"**



**Standard Stake  
Galvanized  
12" x 33"**




**T-Bar Stake  
Black  
42"**




**Single Arm sign Post  
Post 4" x 4" x 60"  
White  
Arm 40" long  
Holds sign up to 32" wide**

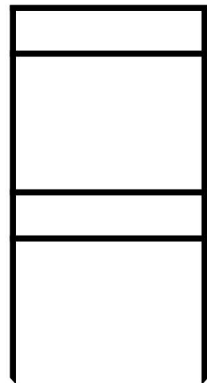
**REAL ESTATE FRAMES - OTHER STYLES AND SIZES AVAILABLE**




**Slide-In Frame  
3/4" angle  
Black  
Holds a 24" x 18" sign  
and 1 rider 24" x 6"**



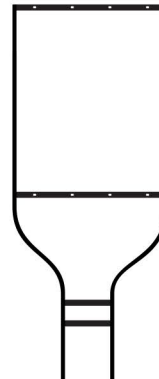
**Slide-In Frame  
3/4" angle  
Black  
Holds a 24" x 18" sign  
and 1 rider 24" x 6"**



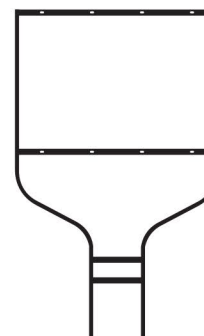
**Slide-In Frame  
3/4" angle  
Black  
Holds a 24" x 18" sign  
and 2 riders 24" x 6"**



**Slide-In Frame  
3/4" angle  
Black  
Holds a 24" x 18" sign**



**Banjo Frame  
3/8" Rod - Black  
Holds a 18" x 24" sign**



**Banjo Frame  
1/2" Rod - Black  
Holds a 24" x 18" sign**

**U Channel Posts  
Available in 6', 8', 10', 12'  
Green or Galvanized**

